

Block Dimensions

Riverstone - (Individuals)

Circumference	200mm	to	900mm
Thickness	30mm	to	50mm
Corners	Yes		




Central Schist - (Modular)

Height	100mm		
Length	140mm	to	500mm
Thickness	30mm	to	50mm
Corners	Yes		



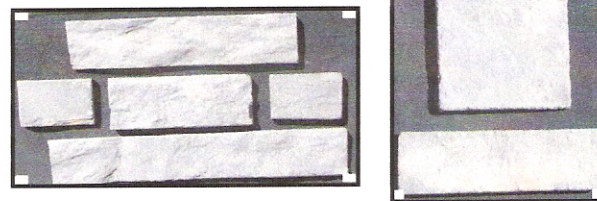
Ledgestone - (Modular)

Height	150mm		
Length	225mm	to	570mm
Thickness	30mm	to	50mm
Corners	Not required		




Castlestone - (Individuals)

Smallest	90mm	x	90mm
Largest	290mm	x	390mm
Thickness	20mm	to	30mm
Corners	Yes		



Alpine Schist - (Individuals)

Height	20mm	to	120mm
Length	100mm	to	480mm
Thickness	40mm	to	70mm
Corners	Yes		



Sundries

<u>Sill Blocks</u>	<u>Small</u>	<u>Medium</u>	<u>Large</u>
Height	approx. 85mm	85mm	85mm
Length	approx. 310mm	450mm	550mm
Thickness	approx. 65mm	65mm	65mm

Double Coping Blocks

Height	approx. 260mm
Length	approx. 880mm
Thickness	approx. 50mm